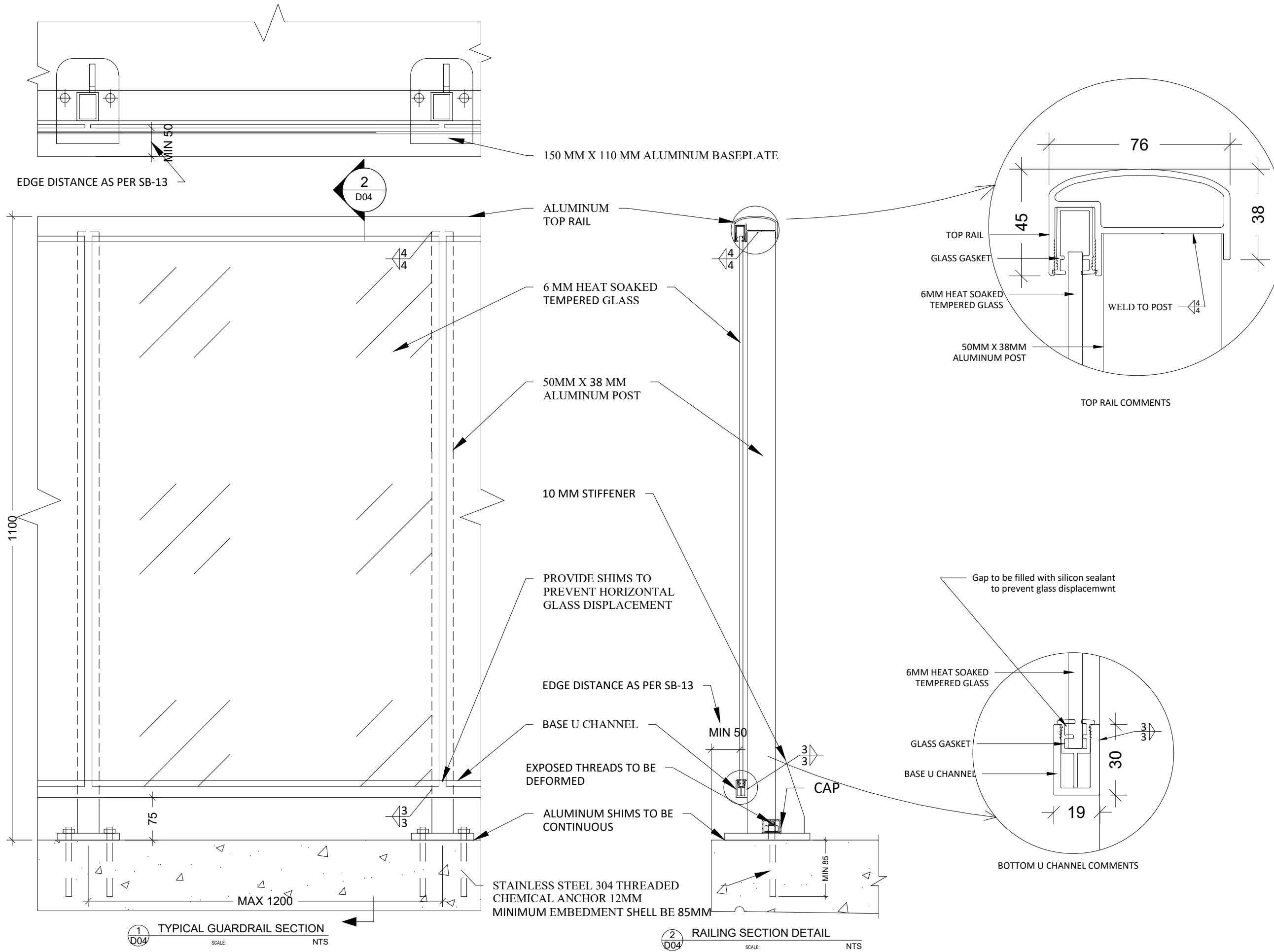


ALUGARD

SYSTEM DESCRIPTION	Fully welded aluminum system
ALUMINUM ALLOY	6061-T5, 6061-T6
WELDING ALLOY	5256
WELDING STANDARDS	Welding to CSA W47.2
INSTALLATION HARDWARE	Concrete: 12mm, 304 stainless steel threaded rod, chemically bonded. Masonry: 10mm wedge anchors Aluminum: #12 self tapping teks screws
ANCHORE ADHESIVE	Hilty HY-200,
TESTING	CAN3-S157-M, ASTM E935 Standard test methods for performance of permanent metal railing systems and rails for buildings. ASTM E894 Standard test method for anchorage of permanent metal railing systems and rails for buildings
FINISHES	Powder coating to AAMA 2604, 10 years warranty Acrynar by PPG Optional: Axalta powder coating to meet AAMA 2605, 15 years warranty Duronar XL to meet AAMA 2605, 15 years warranty.
GLASS	CAN2-12.1, Glass, safety, tempered or laminated. DIN - DIN EN 14179 - 1 SEP 2005 - Heat soaked thermally toughened soda lime silicate safety glass Glass installation as per Supplementary Standards SB-13 TYPES: Tempered Glass, Heat Soaked Glass, Laminated Glass TINT: Clear, Beige, Bronze, Gray, Sopergray
APPLICABLE STANDARDS	ONTARIO BUILDING CODE 2012 EDITION CSA A500-16 Building guards SUPPLEMENTARY STANDARDS SB-13 Glass in guards dated June 2, 2012 CAN2-12.1, Glass, safety, tempered or laminated. DIN EN 14179 - 1 SEP 2005 - Heat soaked thermally toughened soda lime silicate safety glass ASTM A307, Standard specification for carbon steel bolts and studs, 60 000 psi tensile strength. CAN/CSA-S157-05 (R2010) Strength design in aluminum CSA W59.2-M1991(R2008) Welded aluminum construction CSA W47.2-11 Certification of companies for fusion welding of aluminum



03		
02		
01		
No.	Revision/Issue	Date

Project Name and Address

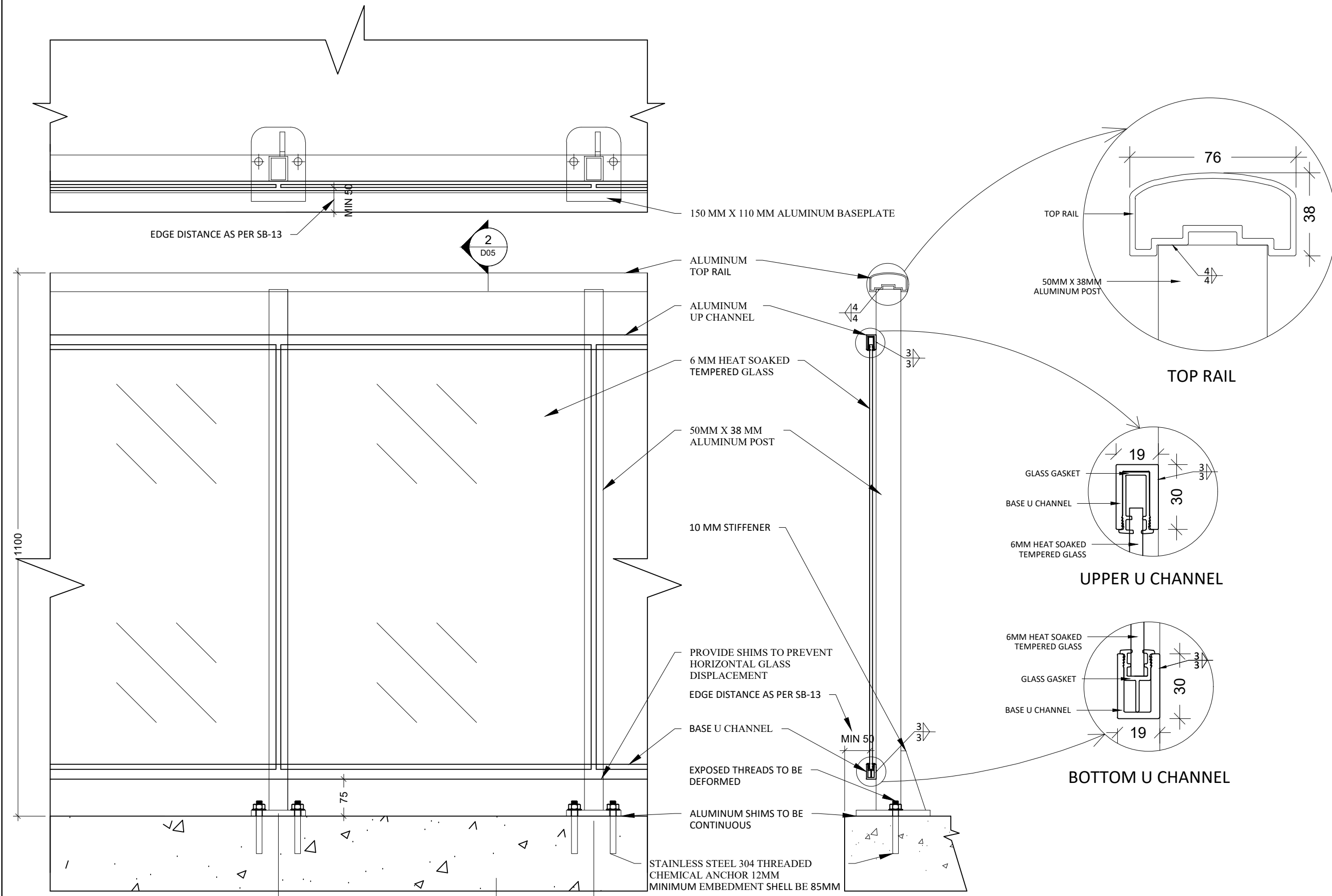
BALCONY GUARDRAIL

Drawing Title

RAILING SECTION

Drawn	R P	Project	20201
Date	15-05-2020	Sheet	D04
Scale	NTS		

General Notes



1 TYPICAL GUARDRAIL SECTION
SCALE: NTS

2 RAILING SECTION DETAIL
SCALE: NTS

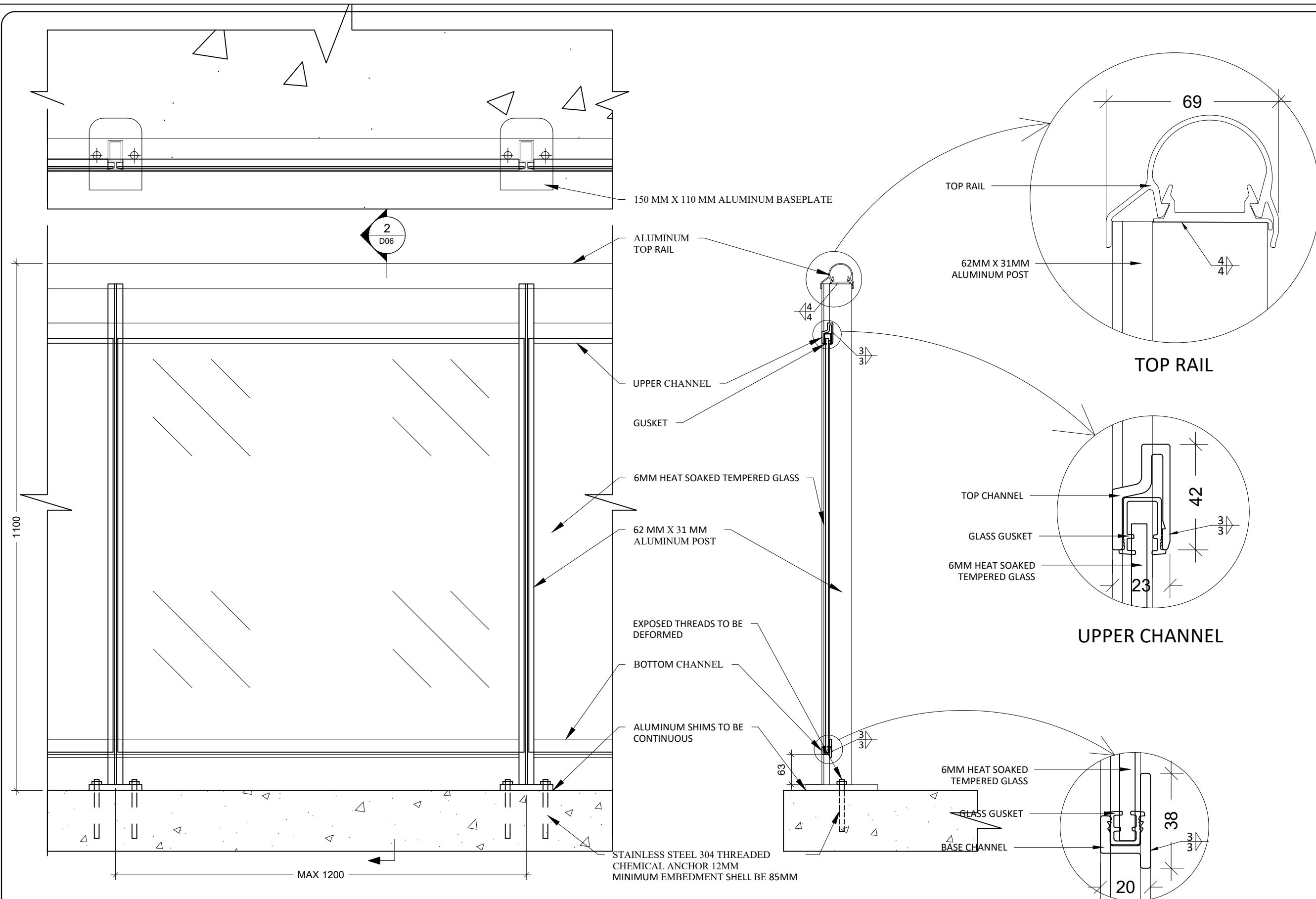
03		
02		
01		
No.	Revision/Issue	Date

Project Name and Address
BALCONY GUARDRAIL

Drawing Title
RAILING SECTION TOP MOUNT

Drawn	R P	Project	20201
Date	15-05-2020	Sheet	D05
Scale	NTS		

General Notes



1 TYPICAL GUARDRAIL SECTION
D06 SCALE: NTS

2 RAILING SECTION DETAIL
D06 SCALE: NTS

BOTTOM CHANNEL

No.	Revision/Issue	Date
03		
02		
01		

Project Name and Address

BALCONY GUARDRAIL

Drawing Title
RAILING SECTION
TOP MOUNT

Drawn	R P	Project	20201
Date	15-05-2020	Sheet	D06
Scale	NTS		

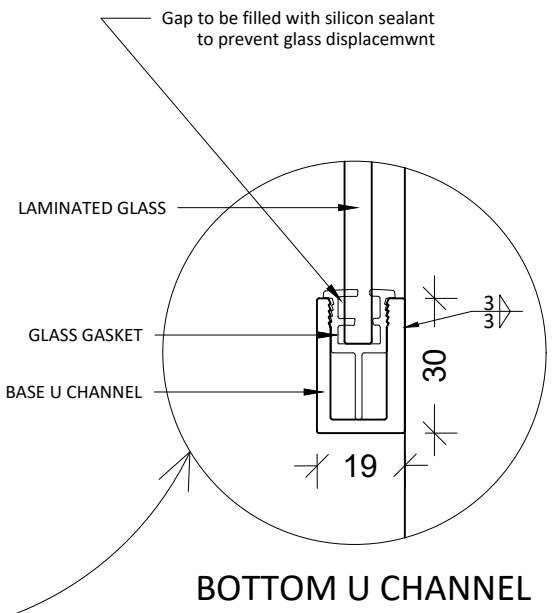
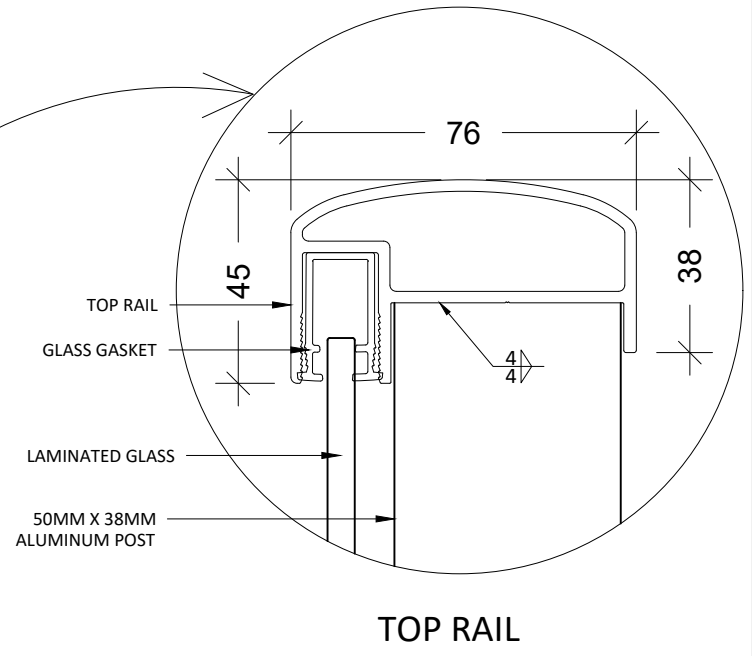
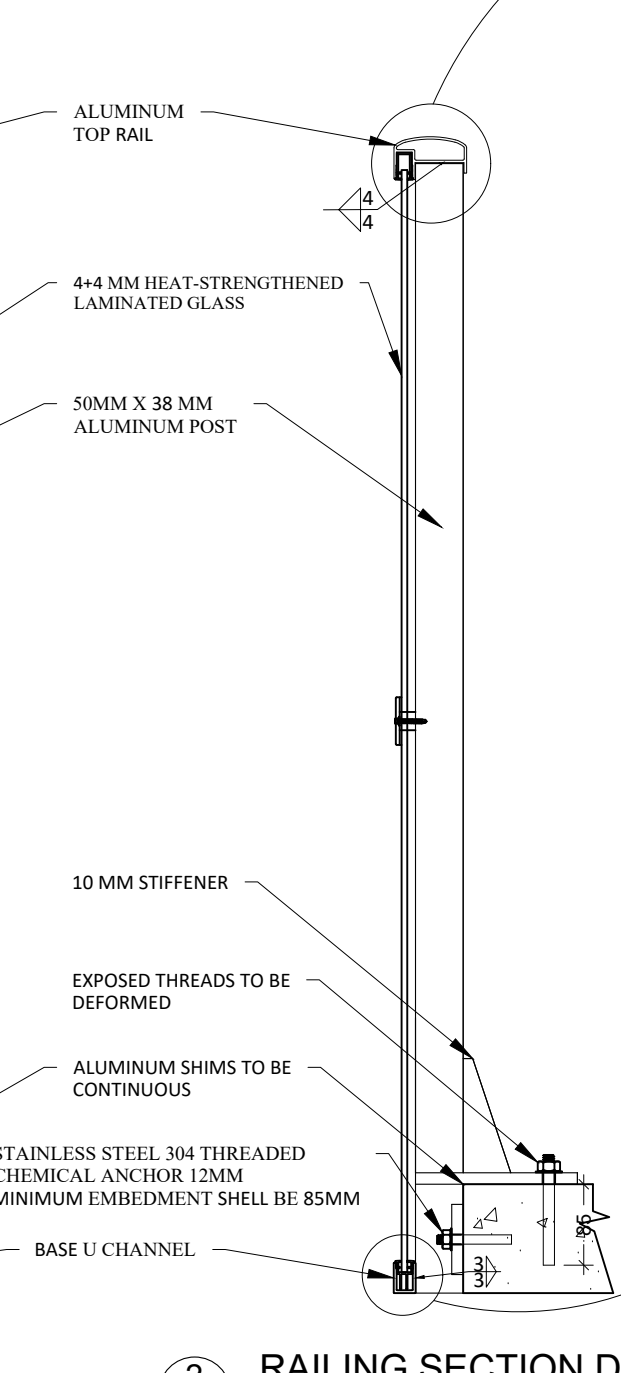
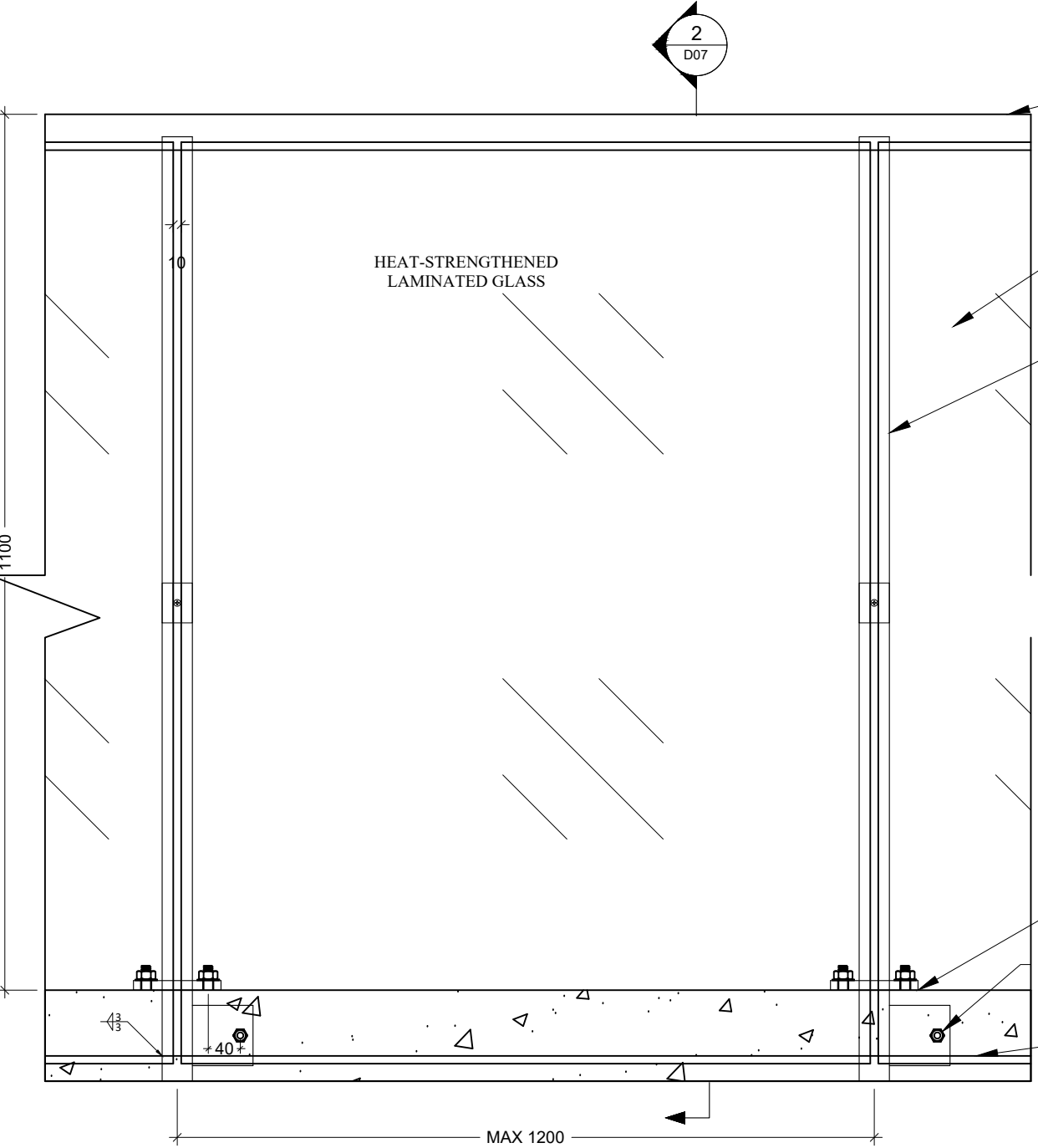
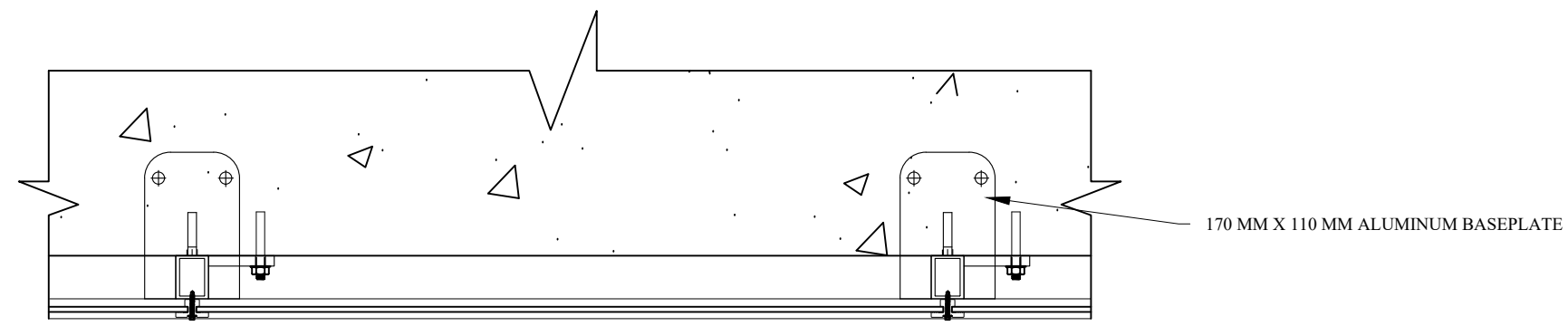
General Notes

No.	Revision/Issue	Date
03		
02		
01		

Project Name and Address
BALCONY GUARDRAIL

Drawing Title
RAILING SECTION FRONT MOUNT

Drawn	R P	Project	20201
Date	15-05-2020	Sheet	D07
Scale	NTS		



2 D07 RAILING SECTION DETAIL
SCALE: NTS

1 D07 TYPICAL GUARDRAIL SECTION
SCALE: NTS